

MATERIAL SPECIFICATIONS

STONE CUT	SIZE	FACING AREA
Mosaic Pattern	Thickness 3/4"± to 1 1/4"±	1/2 sq.ft. to 1 1/4 sq.ft.
Squared & Rectangular	Thickness 3/4"± to 1 1/4"±	1/2 sq.ft. to 1 1/4 sq.ft.
Ashlar	Thickness 3/4"± to 1 1/4"±	Height 3"± to 5"± Length 6"± to 20"±
Ledge Stone	Thickness 3/4"± to 1 1/4"±	Height 3"± to 5"± Length 8"± to 12"±
Paral'ledge	Thickness 3/4"± to 1 1/2"±	Defined 2", 4" and 6" heights Random length 4"± to 12"±

INFORMATION AND DISCLAIMER ON NATURAL STONE PRODUCTS:

Natural stone is a relatively hard, naturally formed mineral or petrified matter, produced by nature. Part of its beauty are the veins, color variation, striation and an infinite number of anomalies from fossils to fractures that create the unique look and feel of natural stone. Therefore, considerable variations including, but not limited to, color, texture, size, and cleft may and probably will be present. These "imperfections" in color range, veining, and texture are responsible for creating the look, style and feel you are attempting to achieve.

We can create a sample board of the product you are interested in for your review. Contact your sales representative for more information.




Collaborating with our clients, we offer product and service solutions for historical, modern, and environmentally responsible designs, while meeting your vision and specifications requirements.



THIN STONE VENEERS



Cambridge Tan Ledge



Aspen Ledge




Chesterfield Mosaic




Chesterfield Ledge



Liberty Hill Ashlar



Beacon Hill Ledge



Beacon Hill S&R



1763 Ashlar




1763 S&R



1763 Mosaic



Liberty Hill S&R



Liberty Hill Mosaic



Blue Ridge Ashlar



Blue Ridge S&R



Blue Ridge Mosaic



1763 Ledge



Wood Creek Ashlar



Wood Creek S&R




Wood Creek Mosaic



Wood Creek Ledge



Old Spruce Ashlar



Old Spruce Mosaic




American Granite Ashlar



American Granite S&R



American Granite Mosaic



Crown Point Ashlar




Crown Point S&R



Crown Point Mosaic



Crown Point Ledge



Corinthian Ashlar




American Granite Ledge




Oxford Blend Ledge



New England Veneer Mosaic



New England Small Rounds



New England Med. Rounds




Corinthian S&R



Corinthian Mosaic




Corinthian Ashlar




Alpine Blend S&R



Southbay Ashlar



Eblon Hill Mosaic




Green Mountain S&R



Old Moss Ledge



Gettysburg Ashlar




Gettysburg Ledge




Southbay S&R




Southbay Mosaic



Southbay Ledge



Brownstone Ashlar



New England Ledge



Want more information about O&G's Masonry Division?
 Find us at www.ogind.com/mason or on Facebook at
www.facebook.com/OG.Ind.Masonry